

# **CLASS: RISING SENIORS**

***Aim: How can I prepare my portfolio for the secondary level/industry based on collegiate criteria?***

# **RISING SENIOR SUMMER ASSIGNMENT**

- *All work must be uploaded/digitally photographed/ scanned and placed in a Google Drive folder named 23\_RISING\_SENIOR\_LASTNAME\_FIRSTNAME and shared to [slee11@schools.nyc.gov](mailto:slee11@schools.nyc.gov) and [anewman14@schools.nyc.gov](mailto:anewman14@schools.nyc.gov) on the FIRST DAY OF SCHOOL. All late assignments will be lose a full letter grade for each day that its late.*

# PART 01: DIRECT OBSERVATION WORK

&#D 7? 8I '8DCI DJ G'9G6L xC <H

Contour drawings of hands, faces, feet, and a combination of objects from DIRECT OBSERVATION.

' # ENVIRONMENTAL DESIGN from Direct Observation

Go to a location or take your own photos from a site. Apply contour line/spatial depth techniques.

(# LIFE DRAWING

Watch youtube video of model drawing sessions. I recommend the following website: <https://www.youtube.com/channel/UCOVNvkn-f6BWI8AvpIWI8YA>

## 4. CHARACTERIZATION: LIFE DRAWING

Based on life drawing, develop character designs traditionally/digitally.

## 5. HEAD STUDIES

Traditionally/digitally draw a minimum of 50 heads. Explore themes such as lead angles, volume/structure, and caricature.

## 6. SKETCHBOOK

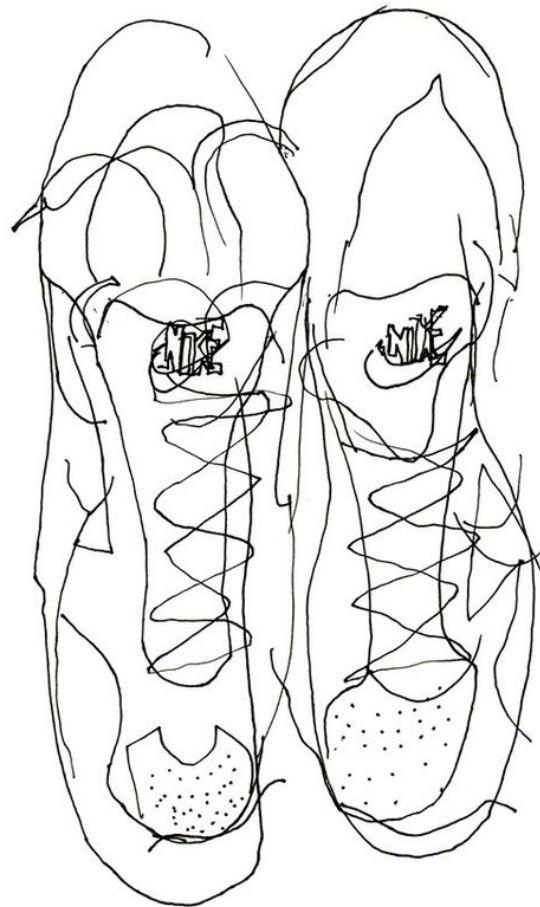
Go to site and develop stories from direct observation. I recommend sitting in a corner with your headphones in and develop stories based on real life models. Use pens, pencils, Wj h] eZch etc.

## Part02: Essay

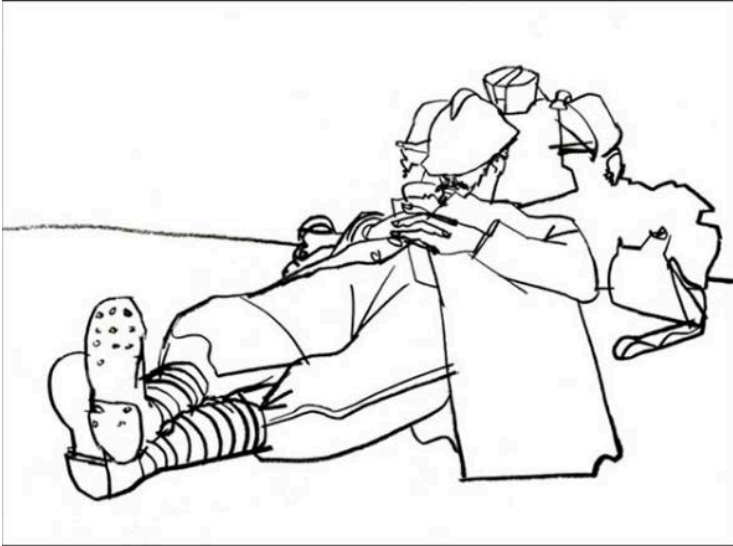
Create a google doc and answer the following prompt:

*In 500 words or less, describe one of your best artworks. How did you use your media, technique, composition, lighting, style and/or idea to make the image special?*

# EXAMPLES OF CONTOUR DRAWINGS: STILL LIFE OBJECTS




# CONTOUR DRAWINGS: FIGURE





# ENVIRONMENTAL DESIGN: REPORTAGE








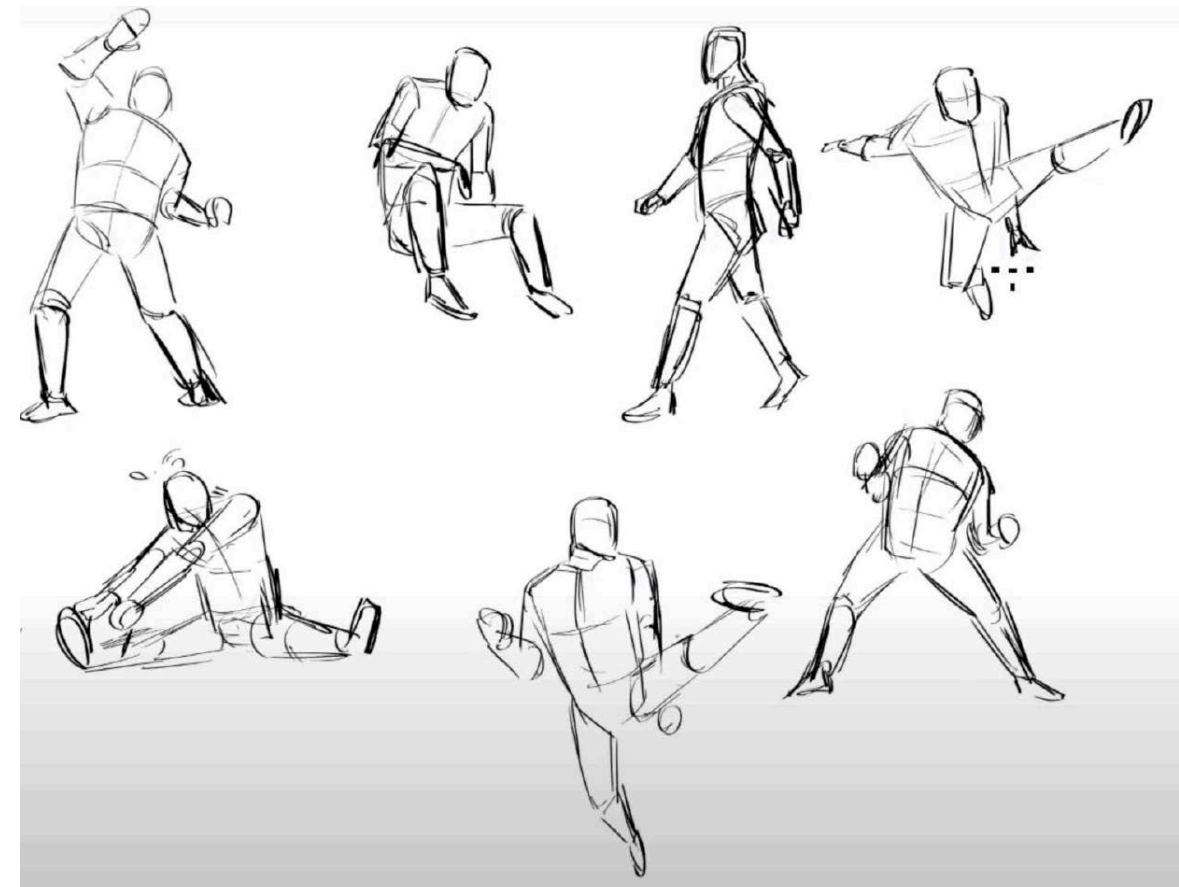


# OBSERVATION BASED LIFE DRAWING-VIDEOS

- <https://www.youtube.com/channel/UCOVNvkn-f6BWI8AvpIWI8YA>



FLOURSACK AND SAUSAGES





# Design From Life/Life Drawing





HEAD STUDIES  
FROM  
OBSERVATION:  
50 MINIMUM





# SKETCHBOOK SESSIONS FROM OBSERVATION









# CONTOUR DRAWINGS: SKETCHBOOK





